

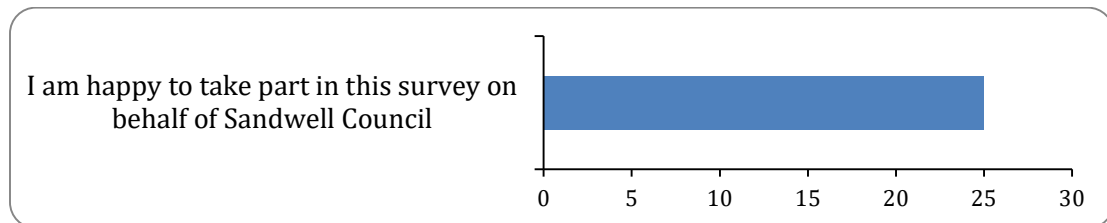
Men's Mental Health Campaign Organisation Survey

Overall, 25 respondents completed this questionnaire. However, there are questions that weren't answered by all 25.

The responses to open-ended questions have been removed, so that organisations cannot be identified.

1: Do you agree to take part in this survey being carried out on behalf of Sandwell Council? The data collected will be used to improve the services we offer to our customers.

There were 25 responses to this part of the question.



Option	Total	Percent
I am happy to take part in this survey on behalf of Sandwell Council	25	100%
I do not want to take part in this survey	0	0%

2: Organisation name

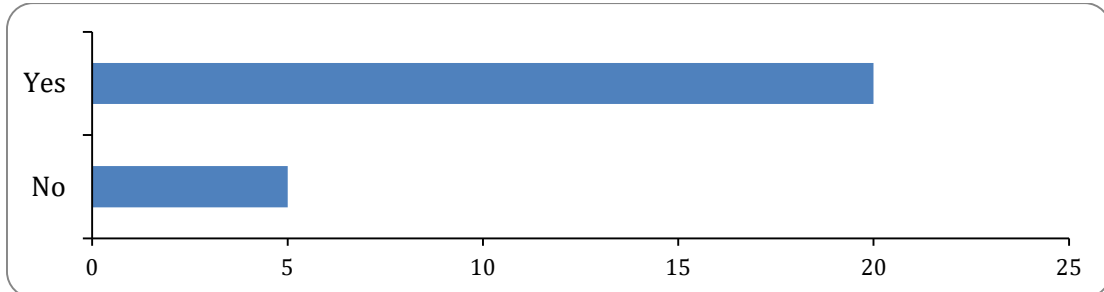
There were 25 responses to this part of the question.

3: Email address

There were 25 responses to this part of the question.

4: Is your organisation based in Sandwell?

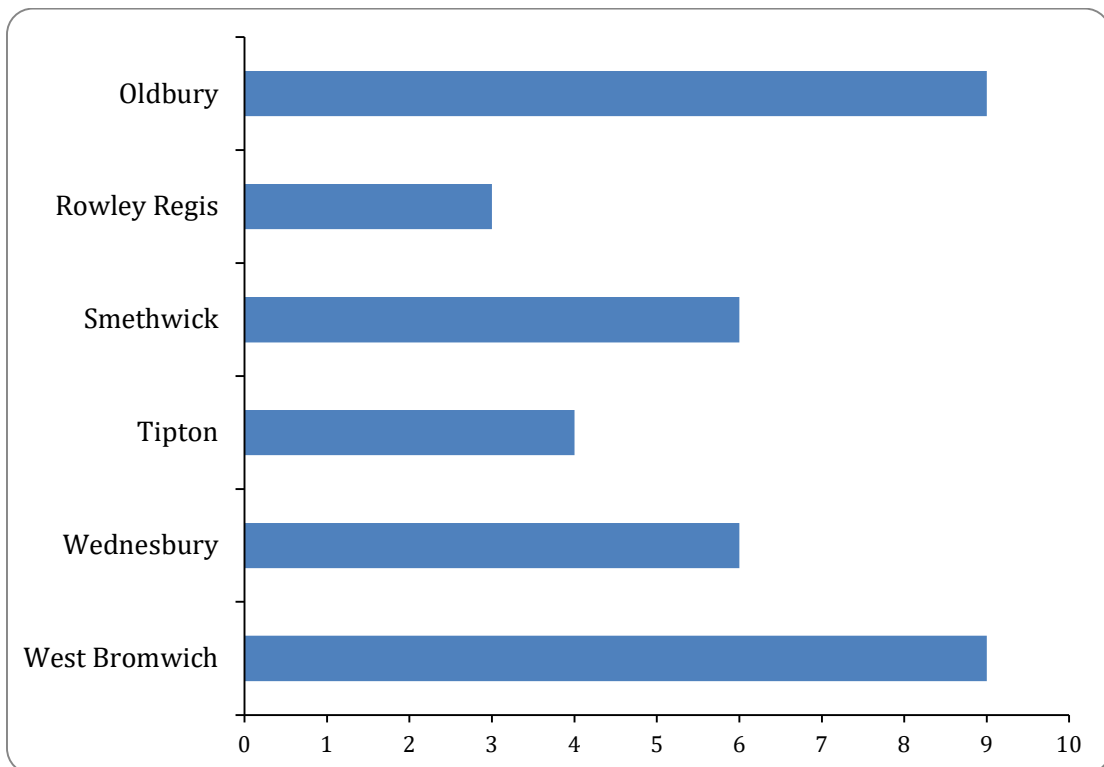
There were 25 responses to this part of the question.



Option	Total	Percent
Yes	20	80%
No	5	20%

5: If yes, where is your organisation based?

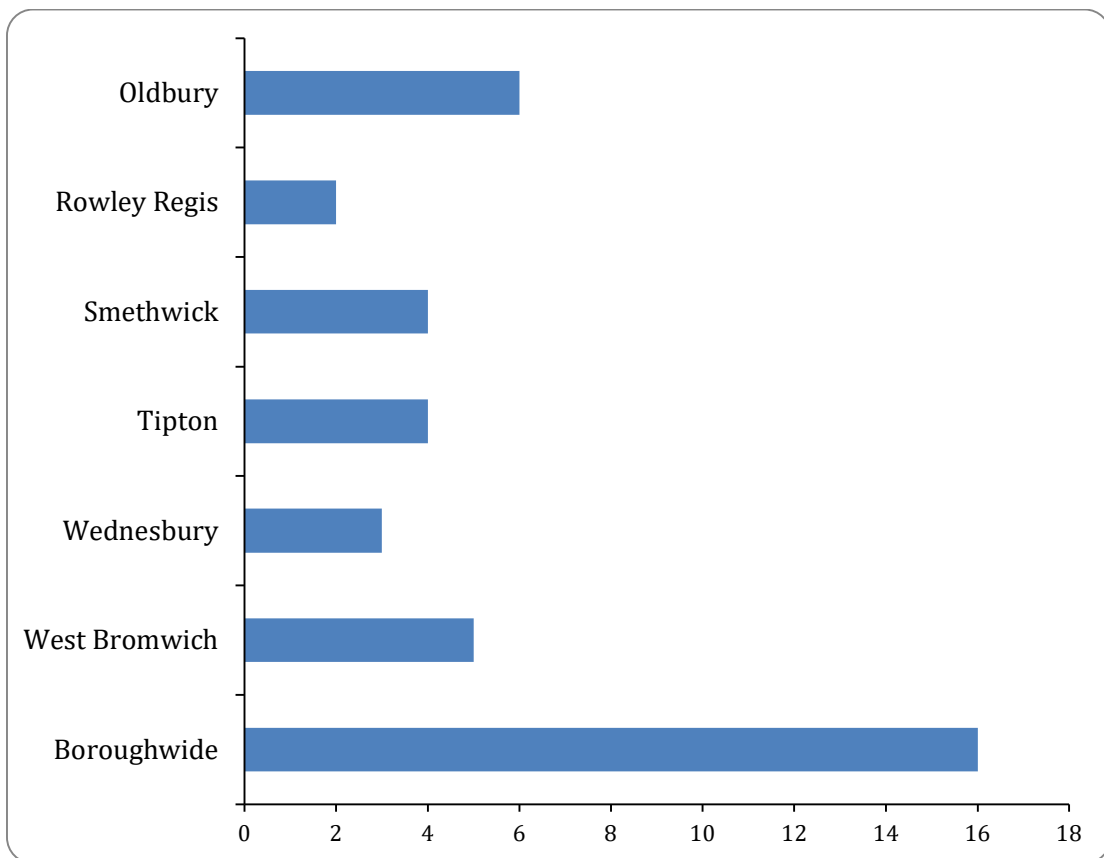
There were 21 responses to this part of the question.



Option	Total	Percent
Oldbury	9	43%
Rowley Regis	3	14%
Smethwick	6	29%
Tipton	4	19%
Wednesbury	6	29%
West Bromwich	9	43%

6: Where does your organisation deliver services and provision?

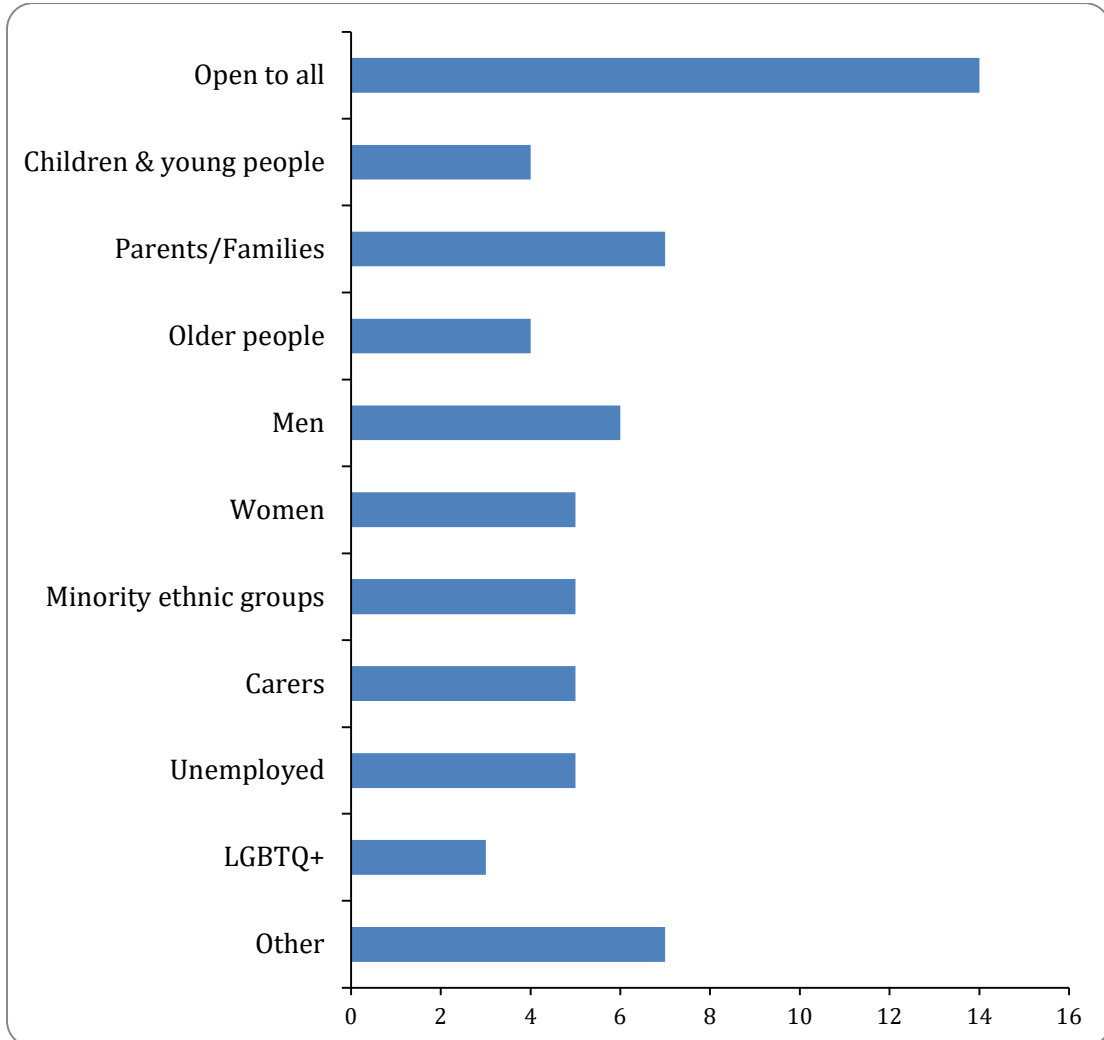
There were 22 responses to this part of the question.



Option	Total	Percent
Oldbury	6	27%
Rowley Regis	2	9%
Smethwick	4	18%
Tipton	4	18%
Wednesbury	3	14%
West Bromwich	5	23%
Boroughwide	16	73%

7: Which groups of the population do you serve?

There were 25 responses to this part of the question.



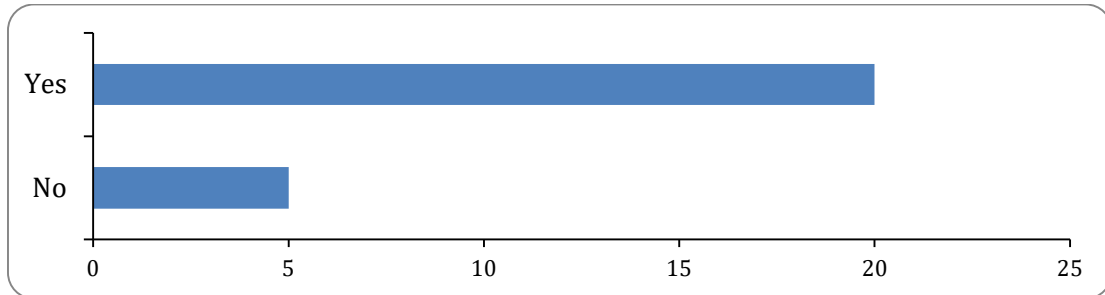
Option	Total	Percent
Open to all	14	56%
Children & young people	4	16%
Parents/Families	7	28%
Older people	4	16%
Men	6	24%
Women	5	20%
Minority ethnic groups	5	20%
Carers	5	20%
Unemployed	5	20%
LGBTQ+	3	12%
Other	7	28%

If "other", please specify

There were 7 responses to this part of the question.

8: Do you currently deliver any Mental Health services or activities?

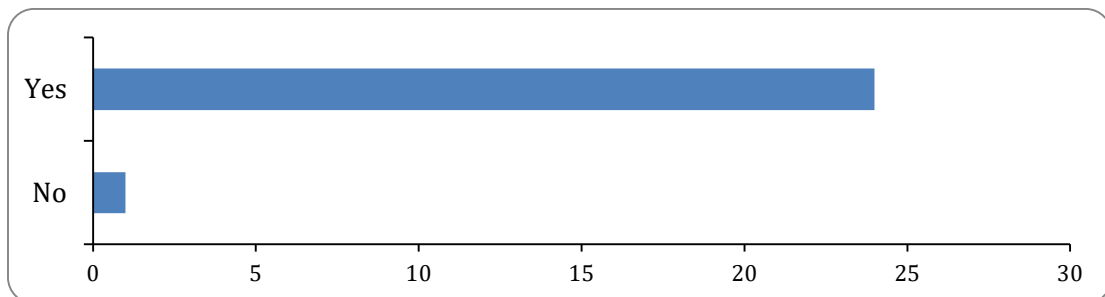
There were 25 responses to this part of the question.



Option	Total	Percent
Yes	20	80%
No	5	20%

9: Would you like to find out more, or become involved with supporting Better Mental Health in Sandwell?

There were 25 responses to this part of the question.



Option	Total	Percent
Yes	24	96%
No	1	4%

Sandwell Council

10: Tell us about any men's mental health activities or any activities at your organisation run for men that can promote mental wellbeing in Sandwell? This could be any activity that brings men together.

There were 23 responses to this part of the question.

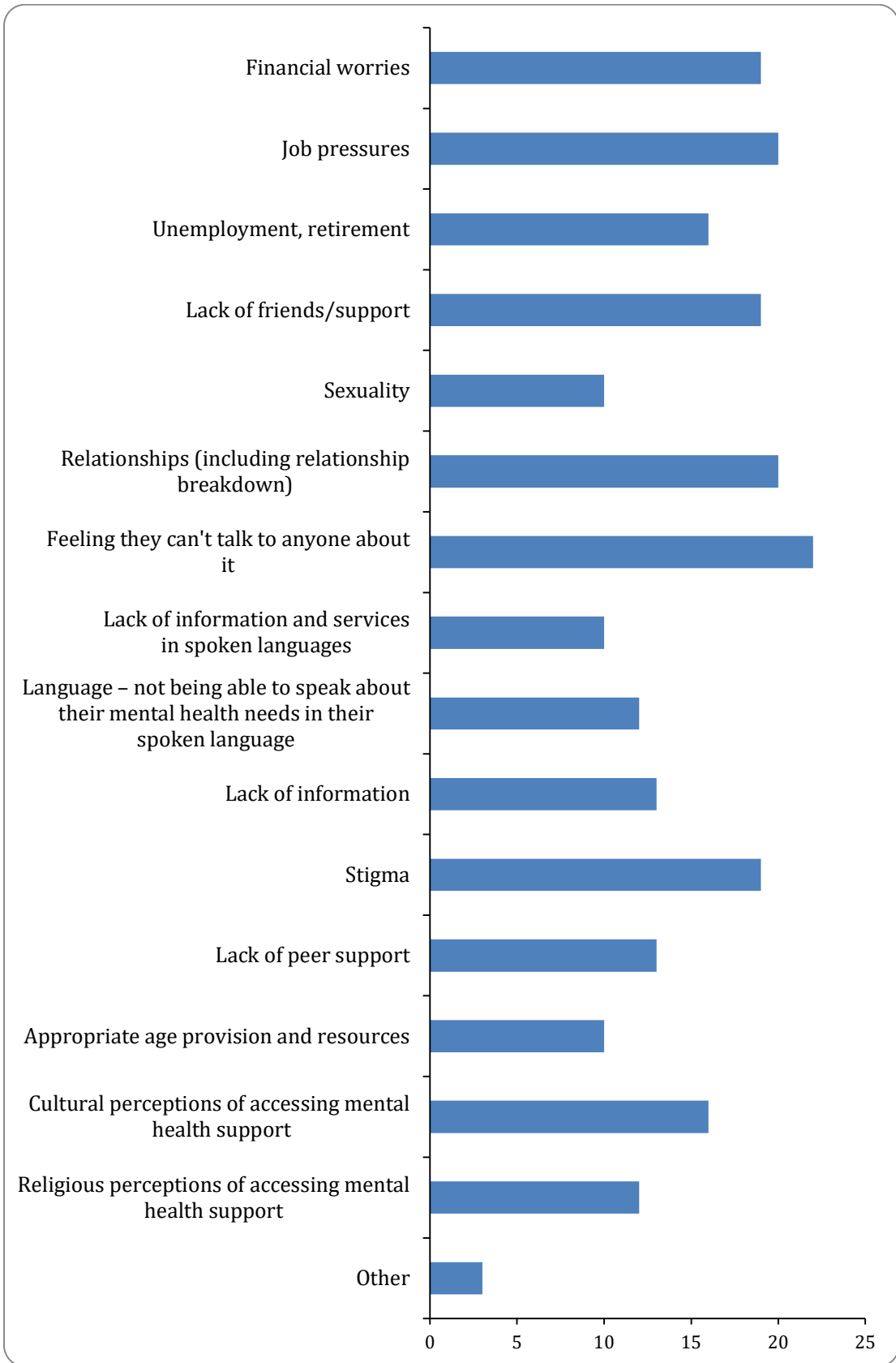
11: On behalf of your organisation, what do you think are the gaps in men's mental health provision in Sandwell?

There were 24 responses to this part of the question.

12: What do you see as being the things that most impact men's mental health and barriers to accessing support? Please tick all that apply

There were 25 responses to this part of the question.

Sandwell Council



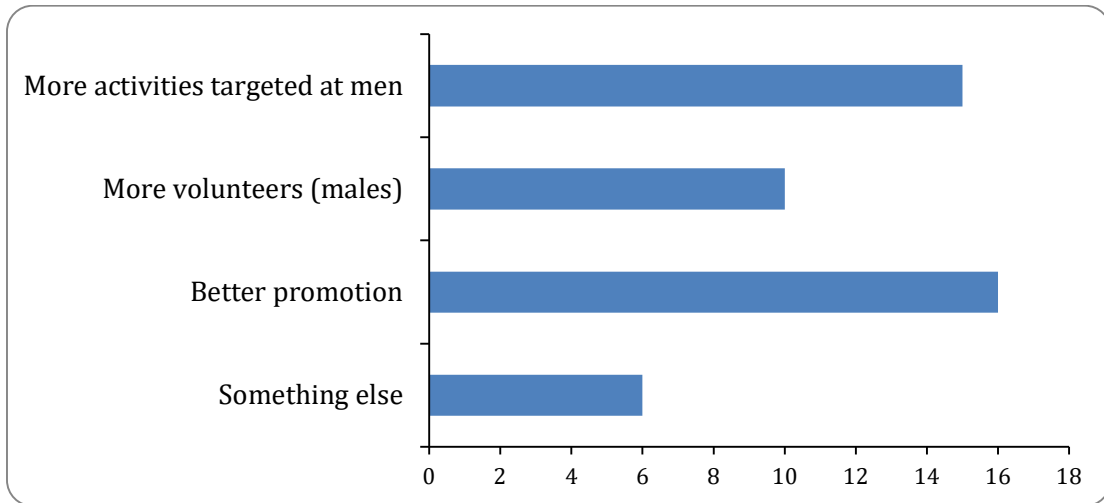
Option	Total	Percent
Financial worries	19	76%
Job pressures	20	80%
Unemployment, retirement	16	64%
Lack of friends/support	19	76%
Sexuality	10	40%
Relationships (including relationship breakdown)	20	80%
Feeling they can't talk to anyone about it	22	88%
Lack of information and services in spoken languages	10	40%
Language – not being able to speak about their mental health needs in their spoken language	12	48%
Lack of information	13	52%
Stigma	19	76%
Lack of peer support	13	52%
Appropriate age provision and resources	10	40%
Cultural perceptions of accessing mental health support	16	64%
Religious perceptions of accessing mental health support	12	48%
Other	3	12%

If other, please specify

There were 3 responses to this part of the question.

13: What would your organisation need to effectively support the men in your community? Please tick all that apply

There were 25 responses to this part of the question.



Option	Total	Percent
More activities targeted at men	15	60%
More volunteers (males)	10	40%
Better promotion	16	64%
Something else	6	24%

If "something else", what?

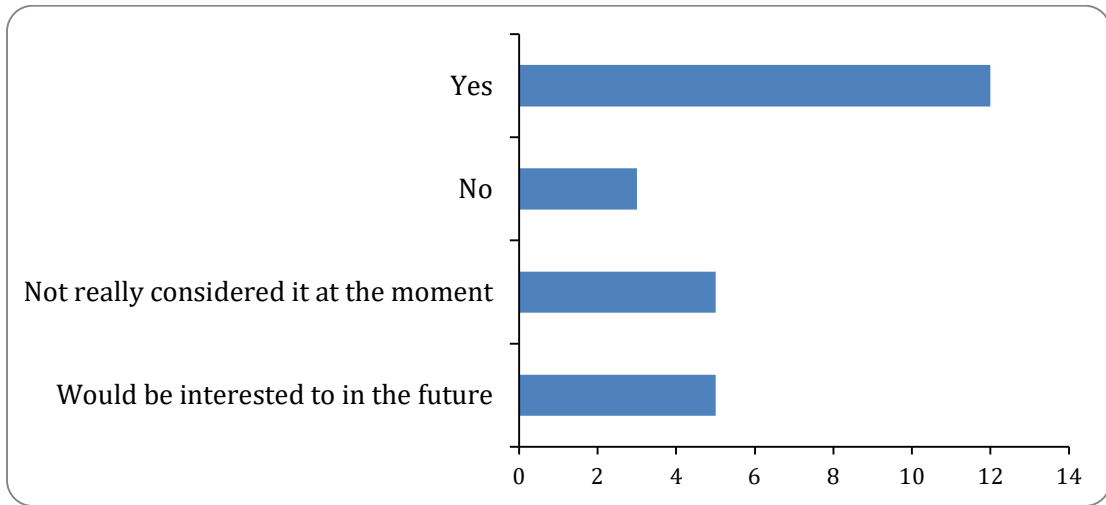
There were 6 responses to this part of the question.

14: How can we encourage more men to attend activities to support their mental health?

There were 24 responses to this part of the question.

15: Do you have any intentions to hold more men's sessions at your organisation?

There were 25 responses to this part of the question.



Option	Total	Percent
Yes	12	48%
No	3	12%
Not really considered it at the moment	5	20%
Would be interested to in the future	5	20%

If yes, are there any barriers for you to do this?

There were 14 responses to this part of the question.

16: What would good support for men’s mental health within your organisation and community look like?

There were 21 responses to this part of the question.